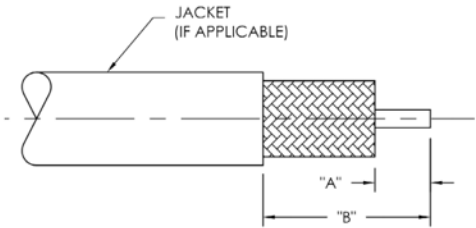
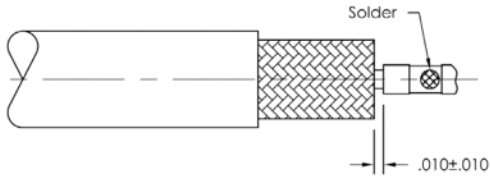


SMP Assembly Procedure N

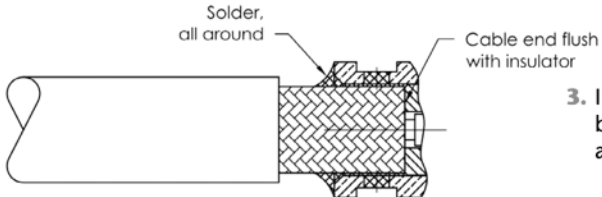
Trim Codes		
N/01	A	B
	.062 ±.010	.187 ±.010



1. Trim cable to dimensions shown. Remove any burrs from outer and center conductor.



2. Solder contact to center conductor. Fixturing to maintain gap as shown. Remove any excess solder from outside contact.



3. Insert cable into body and solder cable jacket to body keeping end of cable flush with insulator as shown